

Robert Munsch's

# ZOOM



elementary  
Doodles 

# TABLE OF CONTENTS

## Word Match p. 3

This is a vocabulary worksheet where kids match words to their definitions.

## Order the Story p. 4

The students read six sentences retelling events in the story and put them in the correct order.

## Vehicle Spelling p. 5

The initial and final letters are given. Kids can fill in the missing letters in the words and draw a line to the picture of the vehicle.

## Q and A p. 6

These are six information questions for students to check their understanding of the story.

## Things that go... p. 7

I usually have students work with a partner to generate a list of things that move fast and slow. Then the students share their ideas with the whole class. I encourage the kids to try to think of the most original ideas.

## Comparing Speeds p. 8

This is a math activity. Students find out how fast animals can move and order them from slowest to fastest.


As a warm-up with older kids, I have them try to guess the speeds first before they see the worksheet.

## Favourite Vehicles p. 9

This activity is an opportunity for students to think about their own preferences and to practice ranking items. Students draw pictures of their favourite vehicles, write the name of the vehicle and then present their list to the class or to a friend.

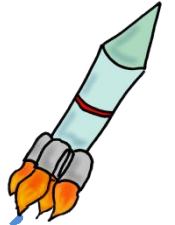
## Design a Vehicle p. 10

This is a creative activity that allows students to think about how vehicles move. After making an advertisement for their new vehicle, students can also make 3D models out of scrap materials.



# WORD MATCH

Draw a line from the word to its meaning.



hospital

how fast something goes

wheelchair

something you use to buy things

ticket

a place where doctors work

money

a chair that moves

police officer


something you eat with

speed

a paper slip

fork

a person who protects us



# ORDER THE STORY



Read the sentences and put Laretta's story in order.

Laretta takes her brother to the hospital.

The police officer gives Laretta a speeding ticket.

Laretta doesn't want the 92-speed wheelchair anymore.

Laretta wants a new wheelchair.

Laretta's brother sticks a fork through his finger.


Laretta tries out the 92-speed wheelchair on the road.

# VEHICLE SPELLING

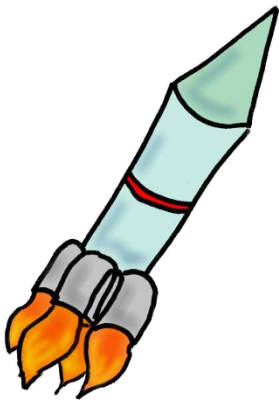
Here are some vehicle words. Can you fill in the missing letters and then draw a line from the word to the picture.



b \_ \_ t




p \_ \_ \_ e



s \_ \_ \_ \_ l b \_ s

t \_ \_ \_ n




r \_ \_ \_ \_ t

b \_ \_ e



w \_ \_ \_ \_ \_ \_ \_ \_ r

# Q AND A



Where did Laretta's mom take her after school?

---

Why didn't Laretta like the first three wheelchairs?

---

How much was Laretta's speeding ticket?

---

What did Laretta's mom do when she found out about the ticket?

---

Why did Laretta's brother have to go to the hospital?

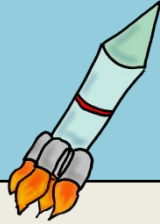
---

Did Laretta keep the 92-speed wheelchair?

---

# THINGS THAT GO...

Fast




Slow




# COMPARING SPEEDS


Cut out the animal cards and put them in order from slowest to fastest.




Dolphins can swim 25 miles/hour.




Horses can run 35 miles/hour.




Cows can run 8 miles/hour.




Parrots can fly 30 miles/hour.



Cheetahs can run 70 miles/hour.



Elephants can run 10 miles/hour.



T-rex dinosaurs could run 20 miles/hour.



Snails go less than 1 mile/hour.



# ***FAVOURITE VEHICLES***

1. ....

2. ....

3. ....

4. ....

5. ....

# VEHICLE AD



Design your own unique vehicle and create an ad for it. Make sure you explain what is special about it. How fast does it go? How does it move? Where can you use it? Who can use it?

# Hope you enjoyed!

For more Munsch activity packs,  
visit [Elementary Doodles](#).

Alligator Baby

Andrew's Loose Tooth

Boo

Mmm Cookies!

More Pies

Pigs

Smelly Socks

The Sandcastle Contest

And if you are a huge Munsch fan,  
check out the [Robert Munsch -  
Author Study Unit](#).

elementary  
Doodles 